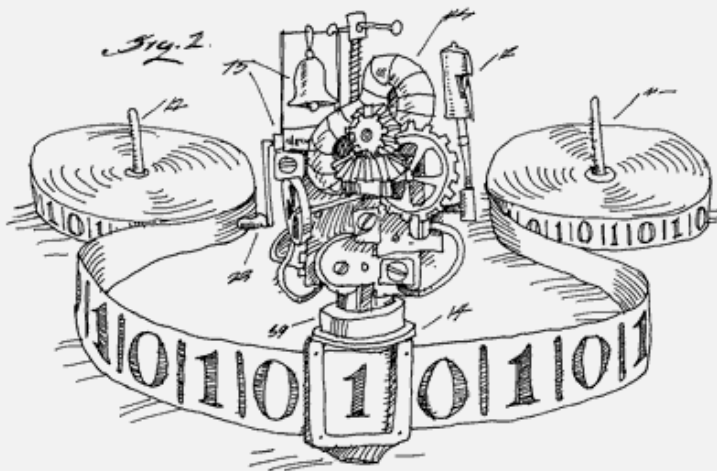


UMB CS622

Turing Machines (TMs)

Wednesday, October 13, 2021



Announcements

- HW4 due Sun 10/17 11:59pm
- HW3 grades returned

CS622 So Far

- **Turing Machines (TMs)**



- Infinite tape (memory), arbitrary read/write
- Expresses any “computation”

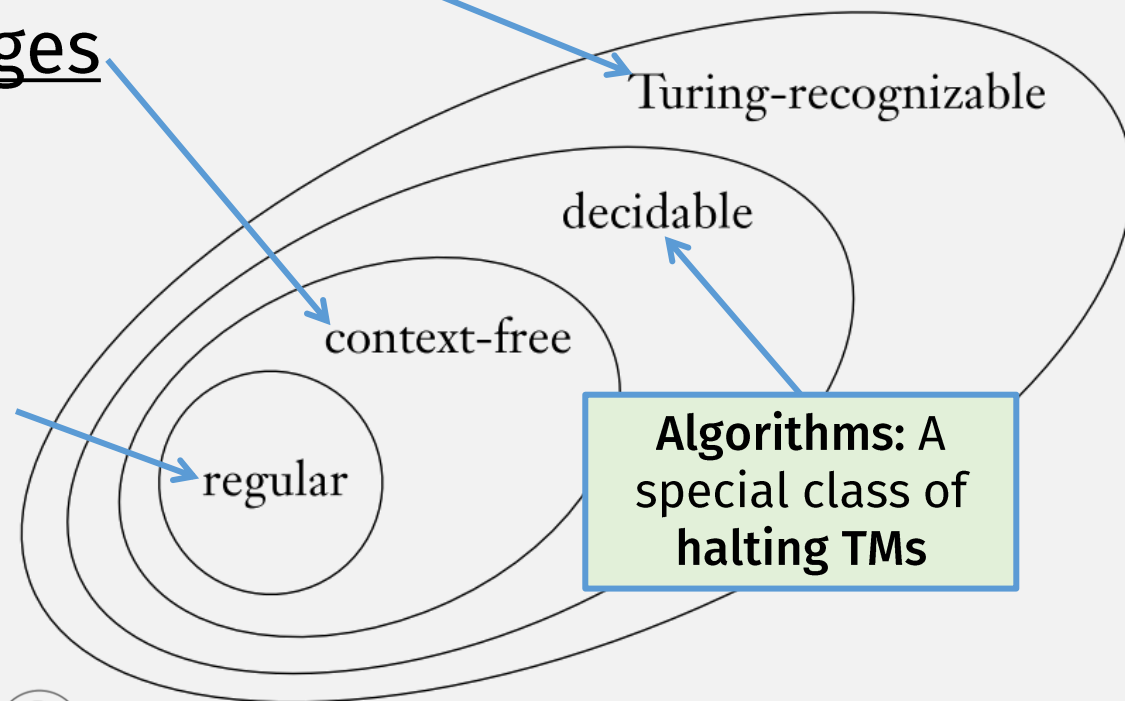
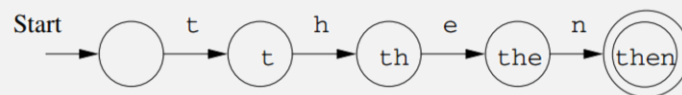
- **PDA**s: recognize context-free languages

- Infinite stack (memory), push/pop only
- Can't express arbitrary dependency,
 - e.g., $\{ww \mid w \in \{0,1\}^*\}$

$A \rightarrow 0A1$
 $A \rightarrow B$
 $B \rightarrow \#$


- **DFAs / NFAs**: recognize regular langs

- Finite states (memory)
- Can't express dependency
 - e.g., $\{0^n 1^n \mid n \geq 0\}$



Alan Turing

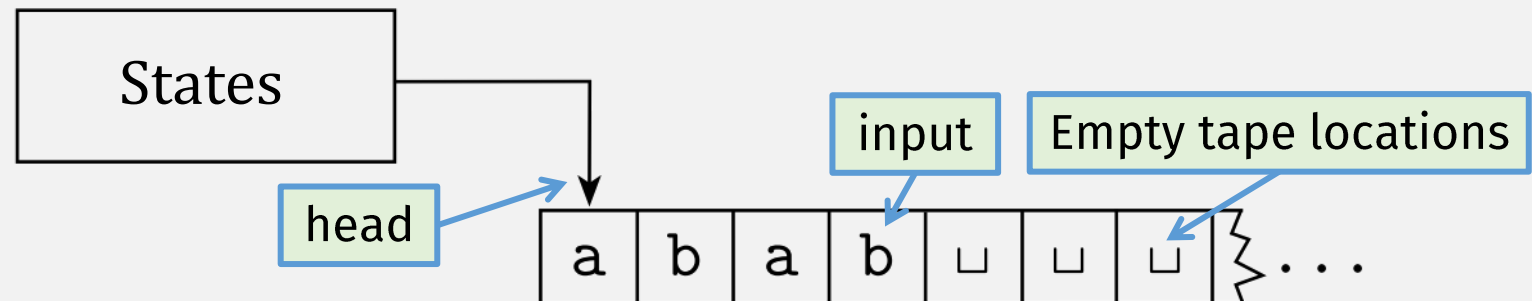
- First to formalize the models of computation we're studying
 - I.e., he invented this course
- Worked as codebreaker during WW2
- Also studied Artificial Intelligence
 - The Turing Test



Finite Automata vs Turing Machines

- Turing Machines can read and write to arbitrary “tape” cells
 - Tape initially contains input string

- The tape is infinite



- Each step: “head” can move left or right

- A Turing Machine can accept/reject at any time

Call a language *Turing-recognizable* if some Turing machine recognizes it.

Turing Machine Example

This is an **informal TM description**
One “step” =
multiple transitions

M_1 accepts inputs in language $B = \{w\#w \mid w \in \{0,1\}^*\}$

$M_1 =$ “On input string w :

1. Zig-zag across the tape to corresponding positions on either side of the # symbol to check whether these positions contain the same symbol. If they do not, or if no # is found, *reject*.

Cross off symbols as they are checked to keep track of which symbols correspond.

“Cross off” =
write “x” char



Turing Machine Example

M_1 accepts inputs in language $B = \{w\#w \mid w \in \{0,1\}^*\}$

$M_1 =$ “On input string w :

1. Zig-zag across the tape to corresponding positions on either side of the # symbol to check whether these positions contain the same symbol. If they do not, or if no # is found, *reject*.

Cross off symbols as they are checked to keep track of which symbols correspond.

“Cross off” =
write “x” char

“Cross off” = write “x” char

0 1 1 0 0 0 # 0 1 1 0 0 0 □ ...
x 1 1 0 0 0 # 0 1 1 0 0 0 □ ...

Turing Machine Example

M_1 accepts inputs in language $B = \{w\#w \mid w \in \{0,1\}^*\}$

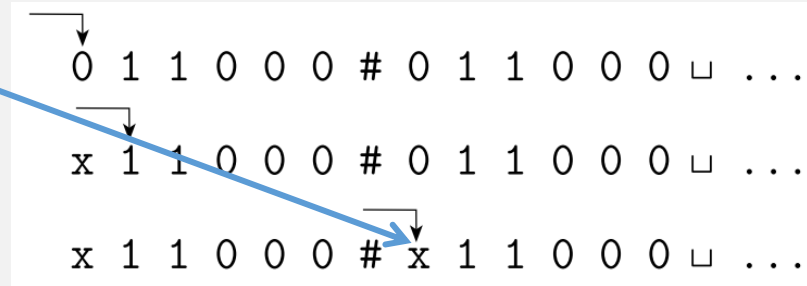
$M_1 =$ “On input string w :

1. Zig-zag across the tape to corresponding positions on either side of the # symbol to check whether these positions contain the same symbol. If they do not, or if no # is found, *reject*.

Cross off symbols as they are checked to keep track of which symbols correspond.

“Cross off” =
write “x” char

“Cross off” = write “x” char



Turing Machine Example

M_1 accepts inputs in language $B = \{w\#w \mid w \in \{0,1\}^*\}$

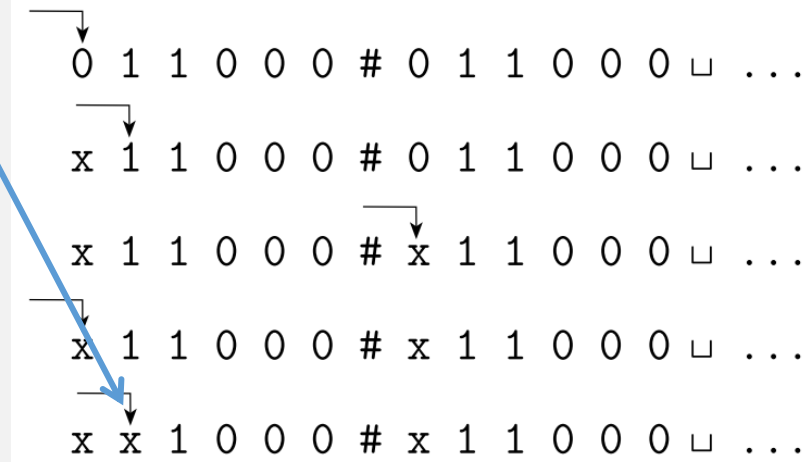
$M_1 =$ “On input string w :

1. Zig-zag across the tape to corresponding positions on either side of the # symbol to check whether these positions contain the same symbol. If they do not, or if no # is found, *reject*.

Cross off symbols as they are checked to keep track of which symbols correspond.

“Cross off” =
write “x” char

Continue crossing off

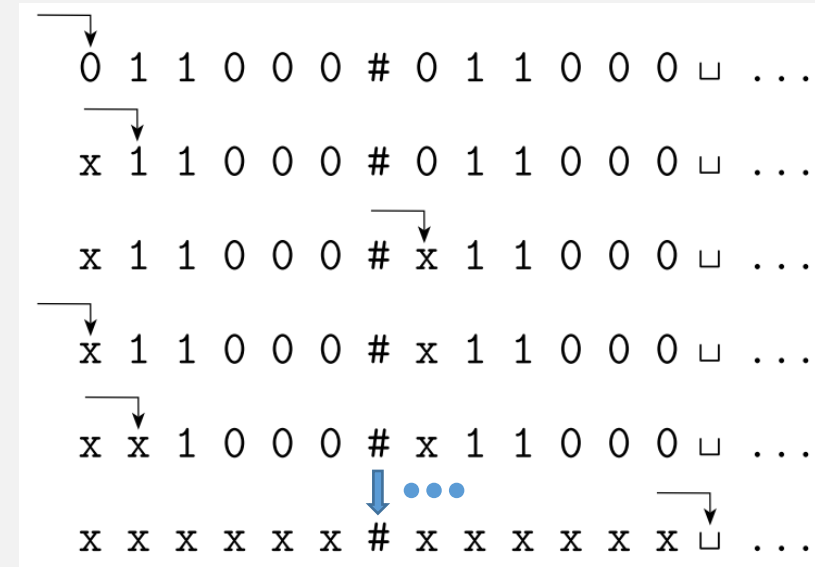


Turing Machine Example

M_1 accepts inputs in language $B = \{w\#w \mid w \in \{0,1\}^*\}$

$M_1 =$ “On input string w :

1. Zig-zag across the tape to corresponding positions on either side of the # symbol to check whether these positions contain the same symbol. If they do not, or if no # is found, *reject*. Cross off symbols as they are checked to keep track of which symbols correspond.
2. When all symbols to the left of the # have been crossed off, check for any remaining symbols to the right of the #. If any symbols remain, *reject*; otherwise, *accept*.”




Turing Machine Example

M_1 accepts inputs in language $B = \{w\#w \mid w \in \{0,1\}^*\}$

$M_1 =$ “On input string w :

1. Zig-zag across the tape to corresponding positions on either side of the # symbol to check whether these positions contain the same symbol. If they do not, or if no # is found, *reject*. Cross off symbols as they are checked to keep track of which symbols correspond.
2. When all symbols to the left of the # have been crossed off, check for any remaining symbols to the right of the #. If any symbols remain, *reject*; otherwise, *accept*.”




Turing Machines: Formal Definition

A *Turing machine* is a 7-tuple, $(Q, \Sigma, \Gamma, \delta, q_0, q_{\text{accept}}, q_{\text{reject}})$, where Q, Σ, Γ are all finite sets and

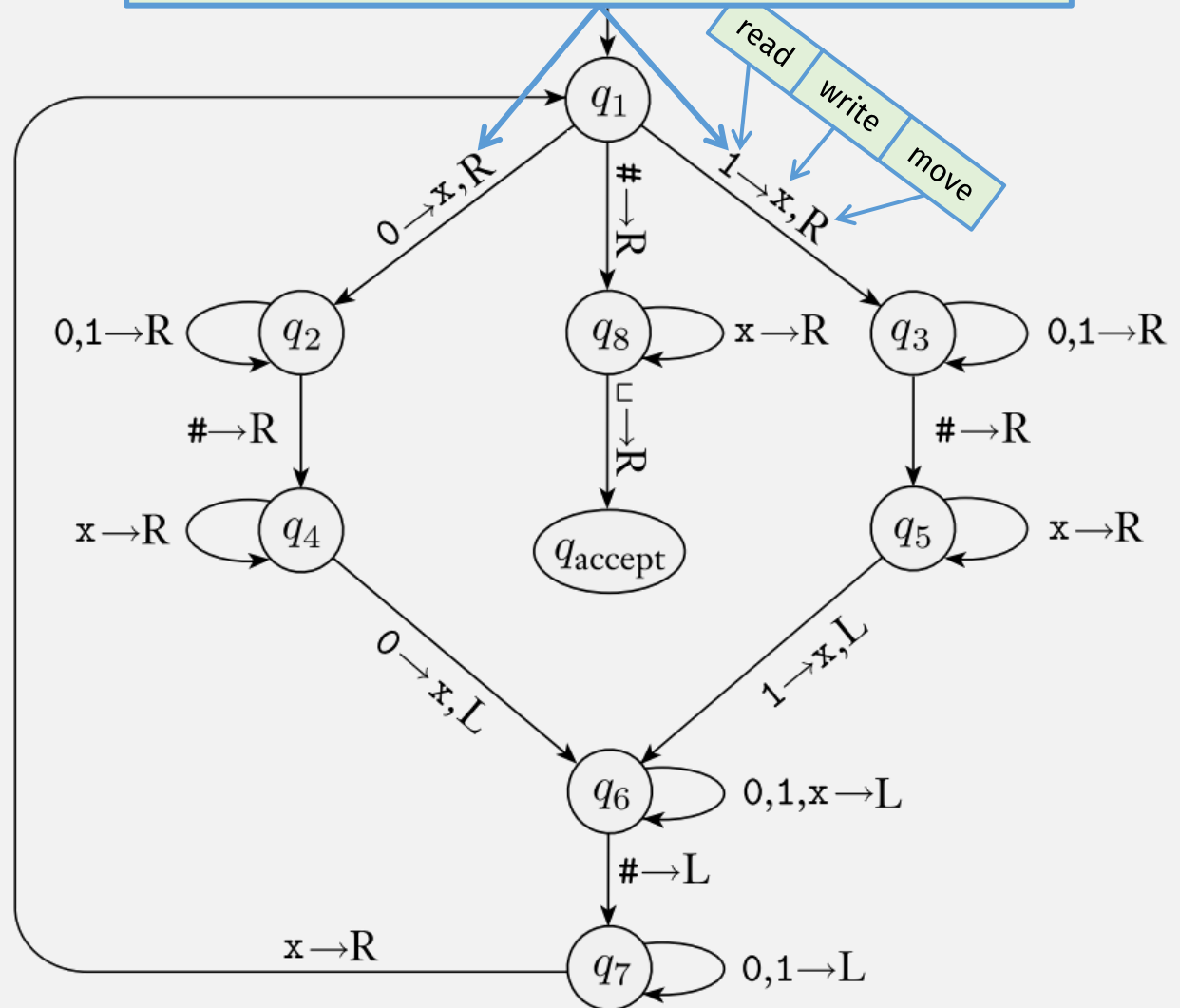
1. Q is the set of states,
2. Σ is the input alphabet not containing the **blank symbol** \sqcup ,
3. Γ is the tape alphabet, where $\sqcup \in \Gamma$ and $\Sigma \subseteq \Gamma$,
4. $\delta: Q \times \Gamma \rightarrow Q \times \Gamma \times \{L, R\}$ is the transition function,
5. $q_0 \in Q$ is the start state, where $\delta(q, a) = (q', b, c)$ means: read a , write b , move c ,
6. $q_{\text{accept}} \in Q$ is the accept state, and
7. $q_{\text{reject}} \in Q$ is the reject state, where $q_{\text{reject}} \neq q_{\text{accept}}$.

$$B = \{w\#w \mid w \in \{0,1\}^*\}$$

Formal Turing Machine Example



Read char (0 or 1), cross it off, move head R(right)

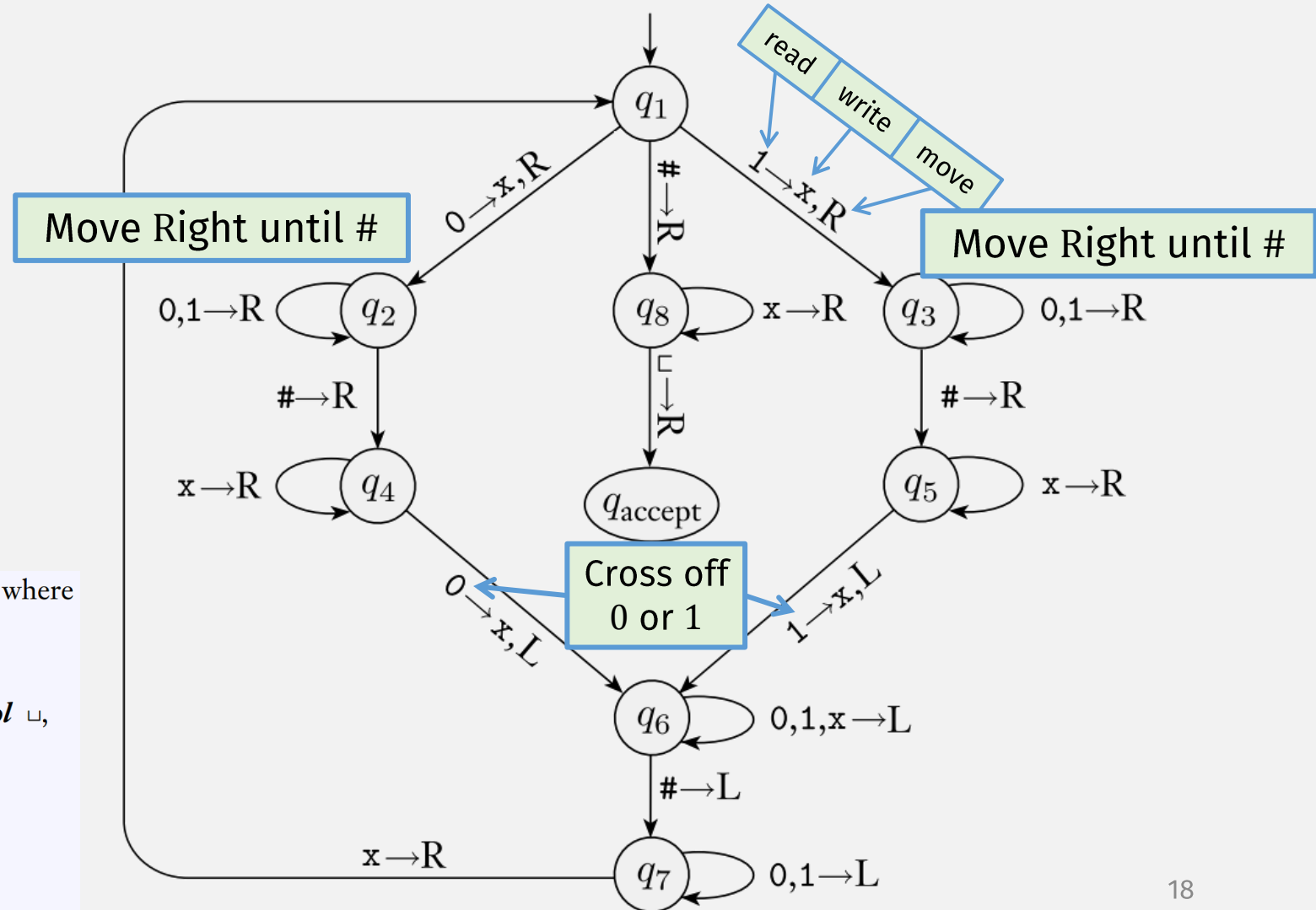



A **Turing machine** is a 7-tuple, $(Q, \Sigma, \Gamma, \delta, q_0, q_{accept}, q_{reject})$, where Q, Σ, Γ are all finite sets and

1. Q is the set of states,
2. Σ is the input alphabet not containing the **blank symbol** \square ,
3. Γ is the tape alphabet, where $\square \in \Gamma$ and $\Sigma \subseteq \Gamma$,
4. $\delta: Q \times \Gamma \rightarrow Q \times \Gamma \times \{L, R\}$ is the transition function,
5. $q_0 \in$ read write move
6. $q_{accept} \in Q$ is the accept state, and
7. $q_{reject} \in Q$ is the reject state, where $q_{reject} \neq q_{accept}$.

$$B = \{w\#w \mid w \in \{0,1\}^*\}$$

Formal Turing Machine Example

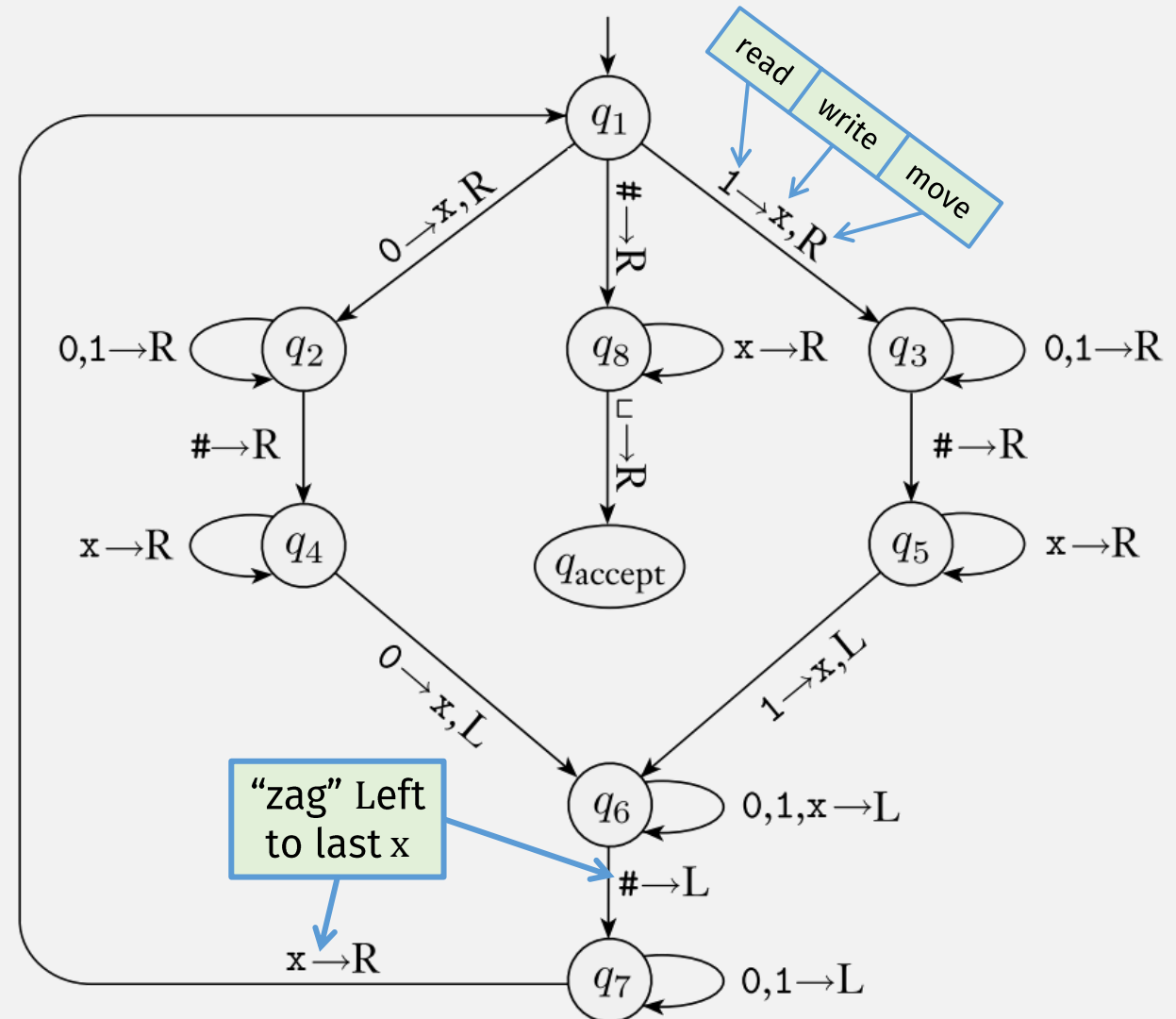
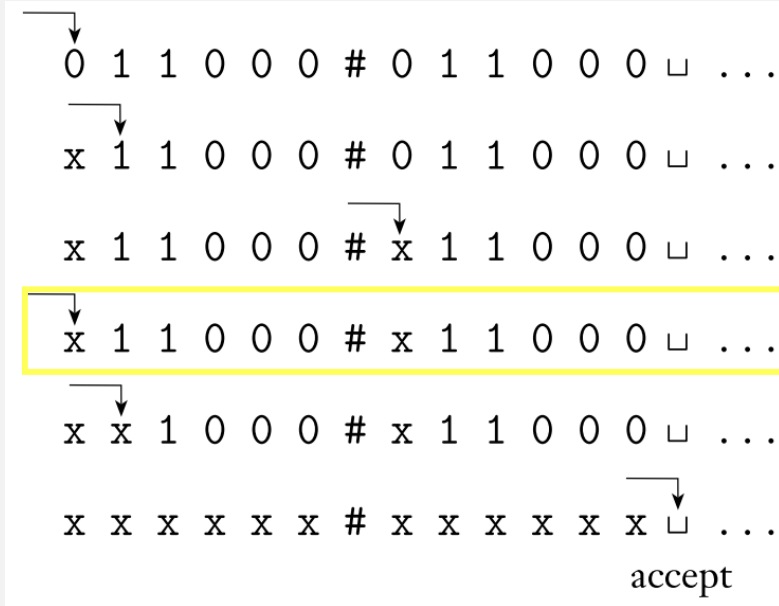


A **Turing machine** is a 7-tuple, $(Q, \Sigma, \Gamma, \delta, q_0, q_{\text{accept}}, q_{\text{reject}})$, where Q, Σ, Γ are all finite sets and

1. Q is the set of states,
2. Σ is the input alphabet not containing the **blank symbol** \sqcup ,
3. Γ is the tape alphabet, where $\sqcup \in \Gamma$ and $\Sigma \subseteq \Gamma$,
4. $\delta: Q \times \Gamma \rightarrow Q \times \Gamma \times \{L, R\}$ is the transition function,
5. $q_0 \in Q$ is the start state, and
6. $q_{\text{accept}} \in Q$ is the accept state, and
7. $q_{\text{reject}} \in Q$ is the reject state, where $q_{\text{reject}} \neq q_{\text{accept}}$.

$$B = \{w\#w \mid w \in \{0,1\}^*\}$$

Formal Turing Machine Example



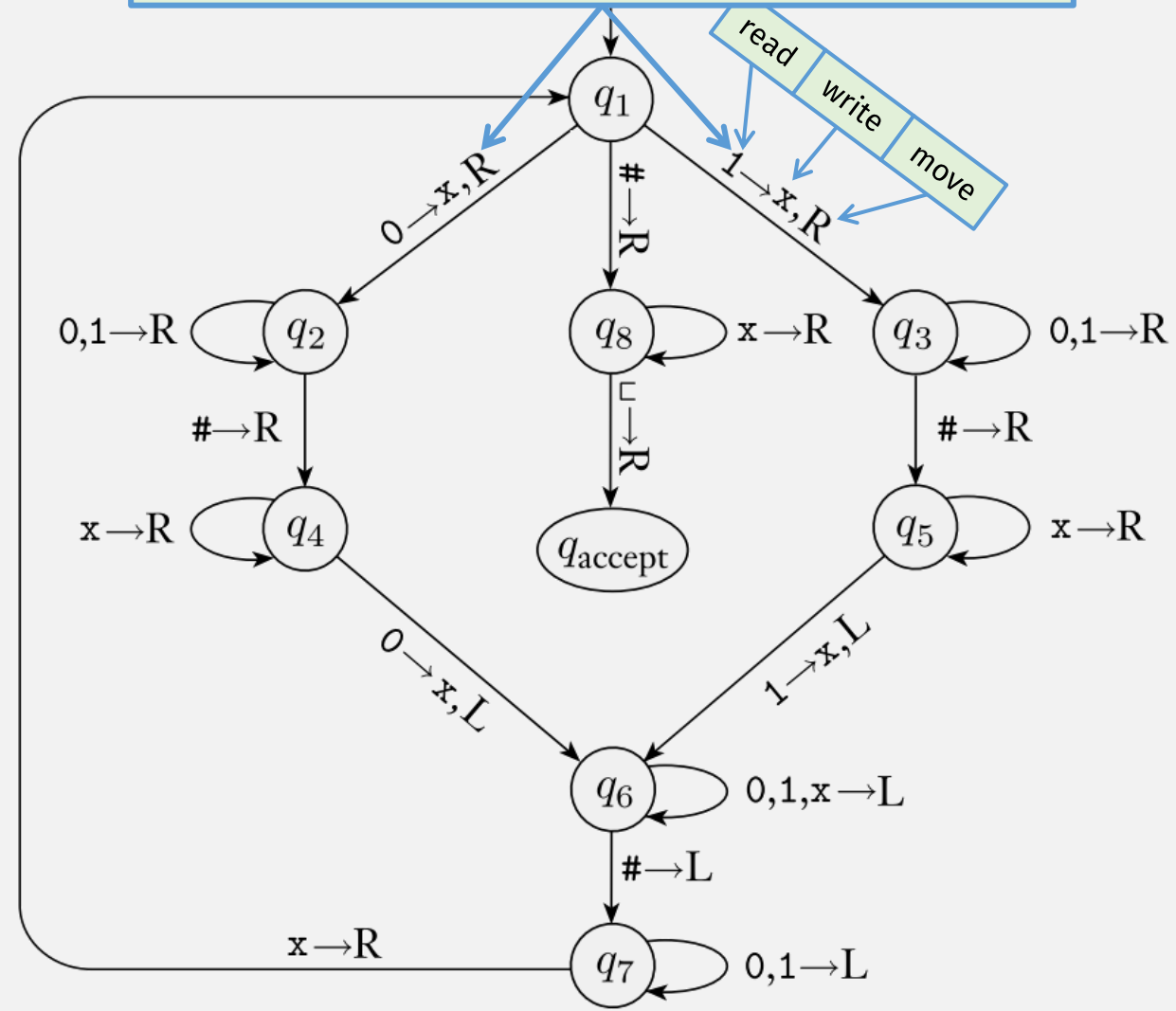

A **Turing machine** is a 7-tuple, $(Q, \Sigma, \Gamma, \delta, q_0, q_{\text{accept}}, q_{\text{reject}})$, where Q, Σ, Γ are all finite sets and

- Q is the set of states,
- Σ is the input alphabet not containing the **blank symbol** \sqcup ,
- Γ is the tape alphabet, where $\sqcup \in \Gamma$ and $\Sigma \subseteq \Gamma$,
- $\delta: Q \times \Gamma \rightarrow Q \times \Gamma \times \{L, R\}$ is the transition function,
- $q_0 \in$ read write move
- $q_{\text{accept}} \in Q$ is the accept state, and
- $q_{\text{reject}} \in Q$ is the reject state, where $q_{\text{reject}} \neq q_{\text{accept}}$.

$$B = \{w\#w \mid w \in \{0,1\}^*\}$$

Formal Turing Machine Example

Read char (0 or 1), cross it off, move head R(right)

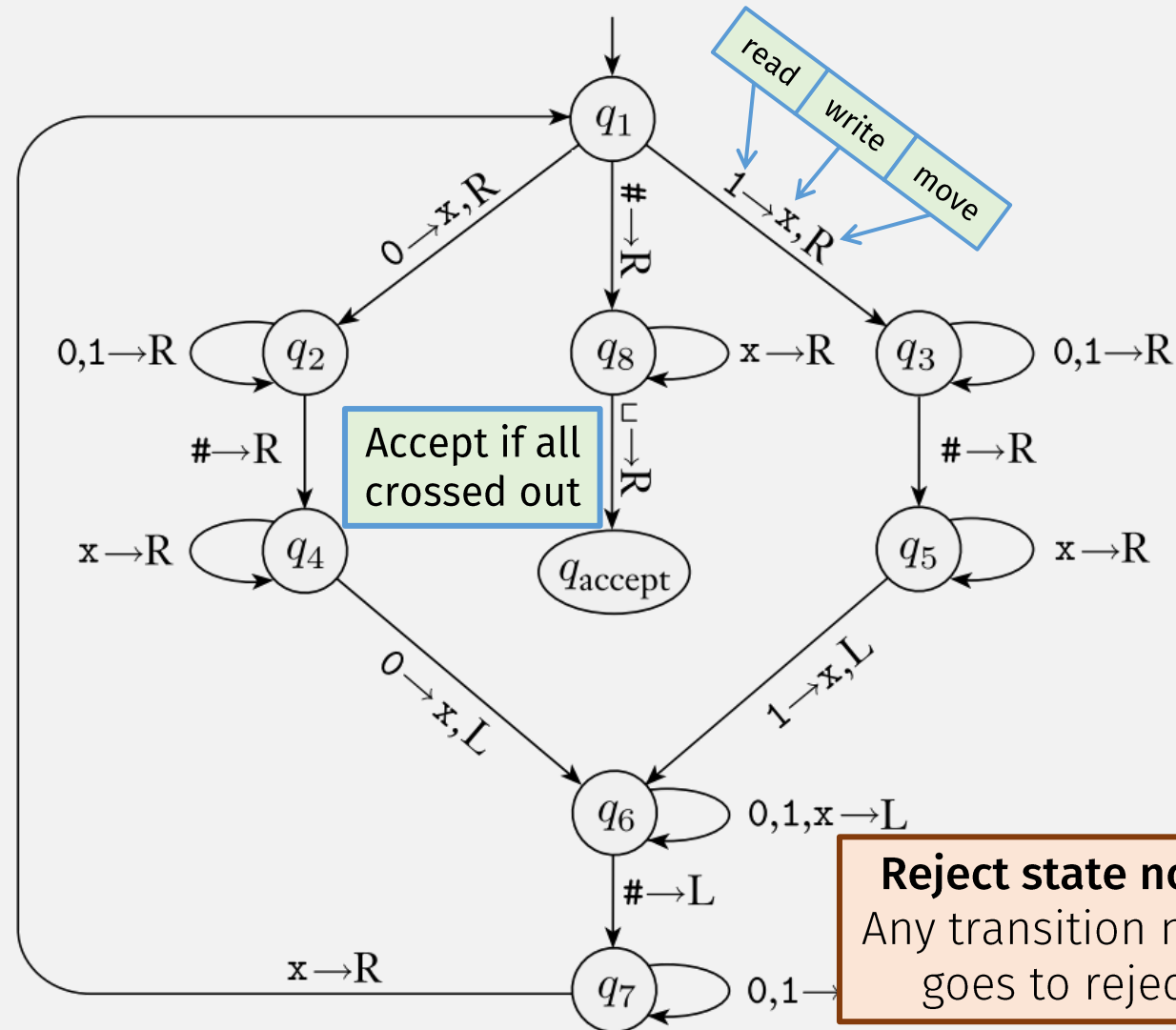
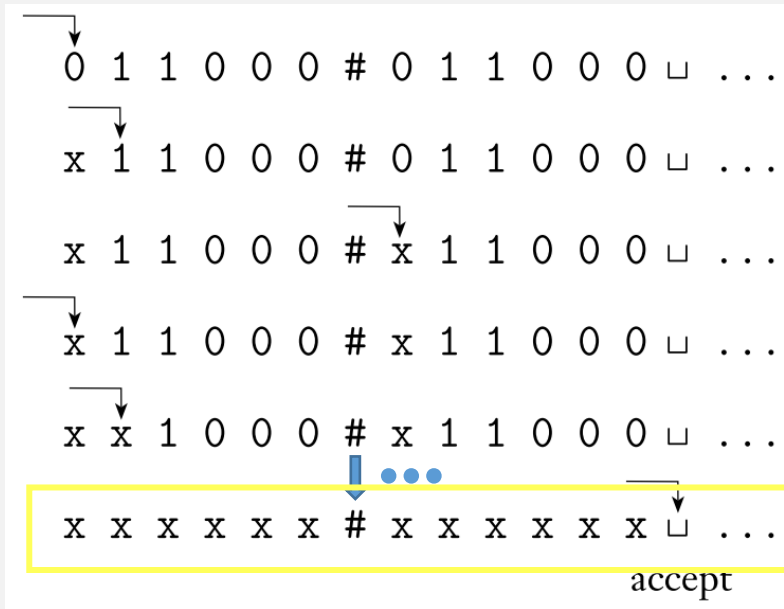


A **Turing machine** is a 7-tuple, $(Q, \Sigma, \Gamma, \delta, q_0, q_{\text{accept}}, q_{\text{reject}})$, where Q, Σ, Γ are all finite sets and

1. Q is the set of states,
2. Σ is the input alphabet not containing the **blank symbol** \sqcup ,
3. Γ is the tape alphabet, where $\sqcup \in \Gamma$ and $\Sigma \subseteq \Gamma$,
4. $\delta: Q \times \Gamma \rightarrow Q \times \Gamma \times \{L, R\}$ is the transition function,
5. $q_0 \in$ read write move
6. $q_{\text{accept}} \in Q$ is the accept state, and
7. $q_{\text{reject}} \in Q$ is the reject state, where $q_{\text{reject}} \neq q_{\text{accept}}$.

$$B = \{w\#w \mid w \in \{0,1\}^*\}$$

Formal Turing Machine Example



A **Turing machine** is a 7-tuple, $(Q, \Sigma, \Gamma, \delta, q_0, q_{\text{accept}}, q_{\text{reject}})$, where Q, Σ, Γ are all finite sets and

1. Q is the set of states,
2. Σ is the input alphabet not containing the **blank symbol** \sqcup ,
3. Γ is the tape alphabet, where $\sqcup \in \Gamma$ and $\Sigma \subseteq \Gamma$,
4. $\delta: Q \times \Gamma \rightarrow Q \times \Gamma \times \{L, R\}$ is the transition function,
5. $q_0 \in$ read write move
6. $q_{\text{accept}} \in Q$ is the accept state, and
7. $q_{\text{reject}} \in Q$ is the reject state, where $q_{\text{reject}} \neq q_{\text{accept}}$.

Turing Machine: Informal Description

- M_1 accepts if input is in language $B = \{w\#w \mid w \in \{0,1\}^*\}$

$M_1 =$ “On input string w :

1. Zig-zag across the tape to corresponding positions on either side of the # symbol to check whether these positions contain the same symbol. If they do not, *reject*. If no # is found, *reject*. Cross off symbols as they are checked. Keep track of which symbols correspond.
2. When all symbols to the left of the # have been crossed off, check for any remaining symbols to the right of the #. If any symbols remain, *reject*; otherwise, *accept*.”

We will (mostly) stick to informal descriptions of Turing machines, like this one

TM Informal Description: Caveats

- TM informal descriptions are not a “do whatever” card
 - They must still communicate the formal tuple
- Input must be a string, written with chars from finite alphabet
- An informal “step” represents a finite # of formal transitions
 - It cannot run forever
 - E.g., can’t say “try all numbers” as a “step”

Non-halting Turing Machines (TMs)

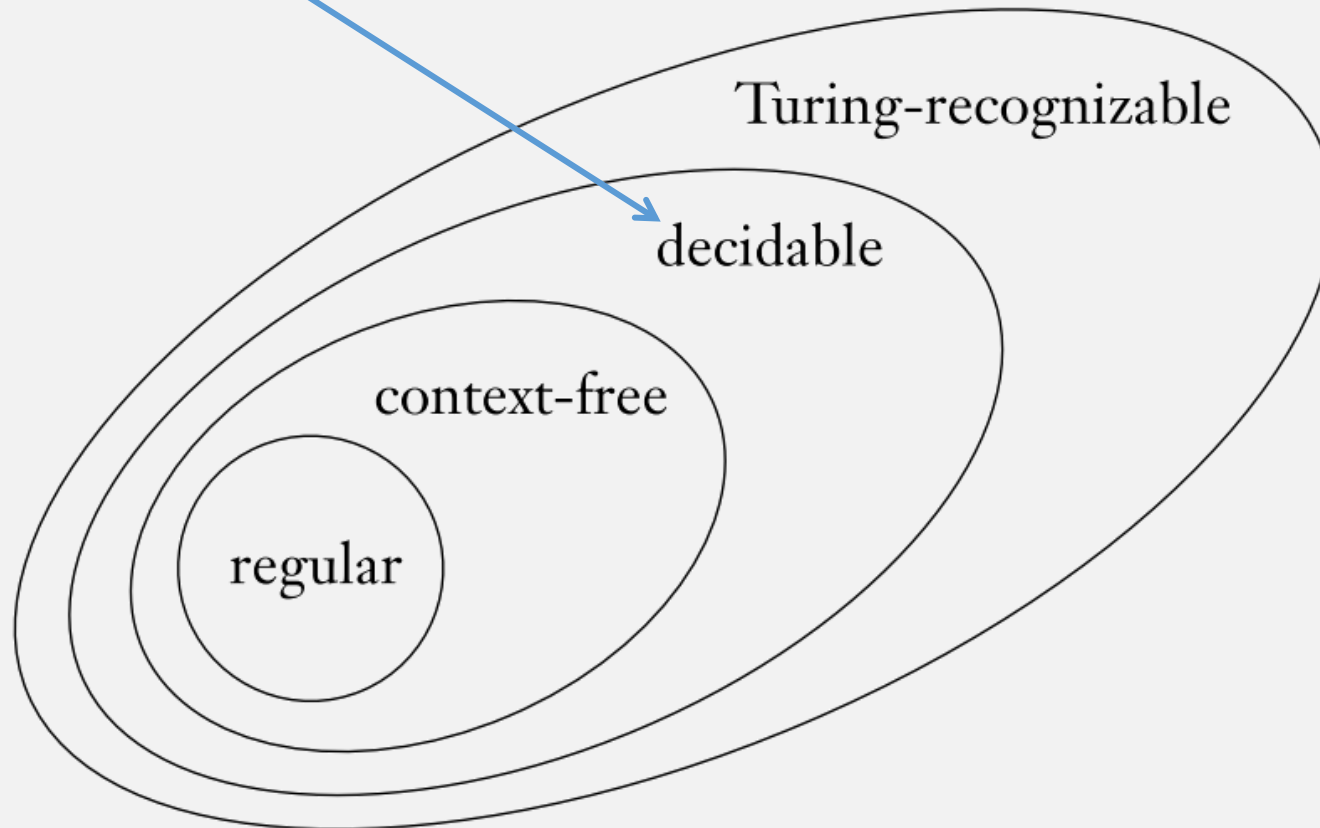
- A DFA, NFA, or PDA always halts
 - Because the (finite) input is always read exactly once
- But a Turing Machine can run forever
 - E.g., the head can move back and forth in a loop
- Thus, there are two classes of Turing Machines:
 - A **recognizer** is a Turing Machine that may run forever
 - A **decider** is a Turing Machine that always halts.

Call a language *Turing-recognizable* if some Turing machine recognizes it.


Call a language *Turing-decidable* or simply *decidable* if some Turing machine decides it.

Formal Definition of an “Algorithm”

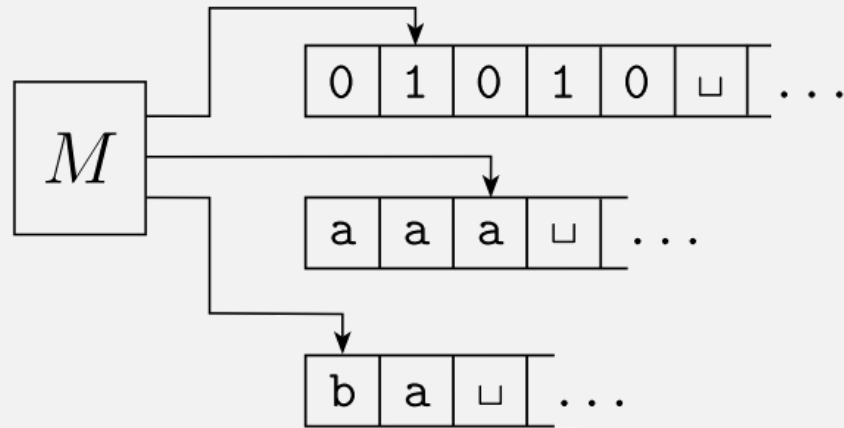
- An algorithm is equivalent to a Turing-decidable Language



Turing Machine Variants




1. Multi-tape TMs

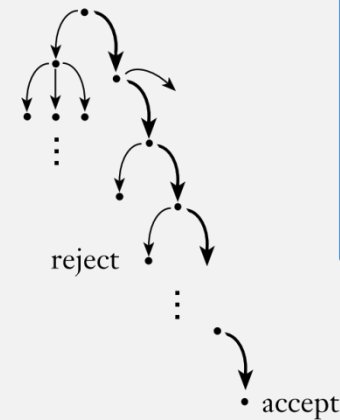


2. Non-deterministic TMs

Deterministic computation



Nondeterministic computation



We will prove that these TM variations are **equivalent to deterministic, single-tape machines**

Reminder: Equivalence of Machines

- Two machines are equivalent when ...
- ... they recognize the same language

Theorem: Single-tape TM \Leftrightarrow Multi-tape TM

\Rightarrow **If a single-tape TM recognizes a language, then a multi-tape TM recognizes the language**

- A single-tape TM is equivalent to ...
- ... a multi-tape TM that only uses one of its tapes
- **DONE!**

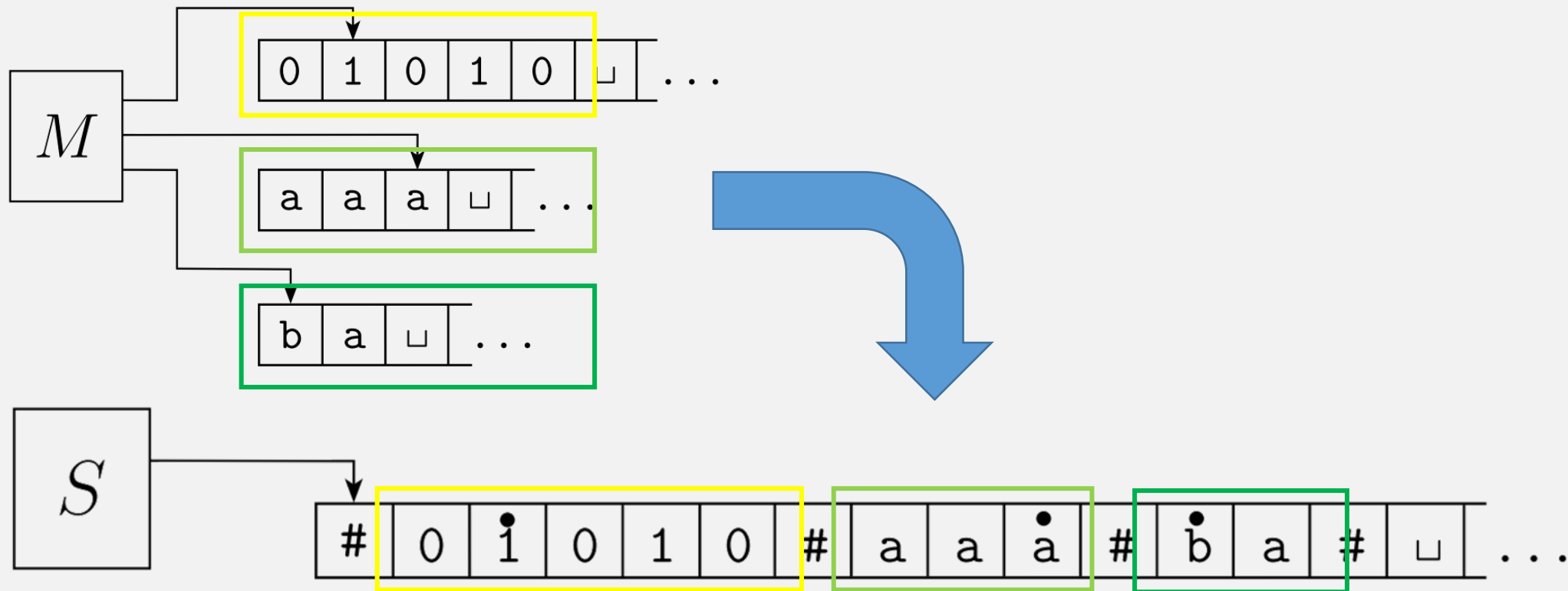
\Leftarrow **If a multi-tape TM recognizes a language, then a single-tape TM recognizes the language**

- Convert multi-tape TM to single-tape TM

Multi-tape TM \rightarrow Single-tape TM

Idea: Use delimiter (#) on single-tape to simulate multiple tapes

- Add “dotted” version of every char to simulate multiple heads



Theorem: Single-tape TM \Leftrightarrow Multi-tape TM

☑ \Rightarrow **If a single-tape TM recognizes a language, then a multi-tape TM recognizes the language**

- A single-tape TM is equivalent to ...
- ... a multi-tape TM that only uses one of its tapes

☑ \Leftarrow **If a multi-tape TM recognizes a language, then a single-tape TM recognizes the language**

- Convert multi-tape TM to single-tape TM



Non-Deterministic Turing Machines?

Flashback: DFAS vs NFAS

A *finite automaton* is a 5-tuple $(Q, \Sigma, \delta, q_0, F)$, where

1. Q is a finite set called the *states*,
2. Σ is a finite set called the *alphabet*,
3. $\delta: Q \times \Sigma \rightarrow Q$ is the *transition function*,
4. $q_0 \in Q$ is the *start state*, and
5. $F \subseteq Q$ is the *set of accept states*.

VS

A *nondeterministic finite automaton* is a 5-tuple $(Q, \Sigma, \delta, q_0, F)$, where

1. Q is a finite set of states,
2. Σ is a finite alphabet,
3. $\delta: Q \times \Sigma_\epsilon \rightarrow \mathcal{P}(Q)$ is the transition function,
4. $q_0 \in Q$ is the start state, and
5. $F \subseteq Q$ is the set of accept states.

Nondeterministic transition produces set of possible next states

Remember: Turing Machine Formal Definition

A *Turing machine* is a 7-tuple, $(Q, \Sigma, \Gamma, \delta, q_0, q_{\text{accept}}, q_{\text{reject}})$, where Q, Σ, Γ are all finite sets and


1. Q is the set of states,
2. Σ is the input alphabet not containing the *blank symbol* \sqcup ,
3. Γ is the tape alphabet, where $\sqcup \in \Gamma$ and $\Sigma \subseteq \Gamma$,
4. $\delta: Q \times \Gamma \longrightarrow Q \times \Gamma \times \{L, R\}$ is the transition function,
5. $q_0 \in Q$ is the start state,
6. $q_{\text{accept}} \in Q$ is the accept state, and
7. $q_{\text{reject}} \in Q$ is the reject state, where $q_{\text{reject}} \neq q_{\text{accept}}$.

Nondeterministic

...member:

Turing Machine Formal Definition

A **Nondeterministic Turing Machine** is a 7-tuple, $(Q, \Sigma, \Gamma, \delta, q_0, q_{\text{accept}}, q_{\text{reject}})$, where Q, Σ, Γ are all finite sets and

1. Q is the set of states,
2. Σ is the input alphabet not containing the *blank symbol* \sqcup ,
3. Γ is the tape alphabet, where $\sqcup \in \Gamma$ and $\Sigma \subseteq \Gamma$,
4. ~~$\delta: Q \times \Gamma \rightarrow Q \times \Gamma \times \{L, R\}$~~  $\delta: Q \times \Gamma \rightarrow \mathcal{P}(Q \times \Gamma \times \{L, R\})$
5. $q_0 \in Q$ is the start state,
6. $q_{\text{accept}} \in Q$ is the accept state, and
7. $q_{\text{reject}} \in Q$ is the reject state, where $q_{\text{reject}} \neq q_{\text{accept}}$.

Thm: Deterministic TM \Leftrightarrow Non-det. TM

\Rightarrow **If a deterministic TM recognizes a language, then a nondeterministic TM recognizes the language**

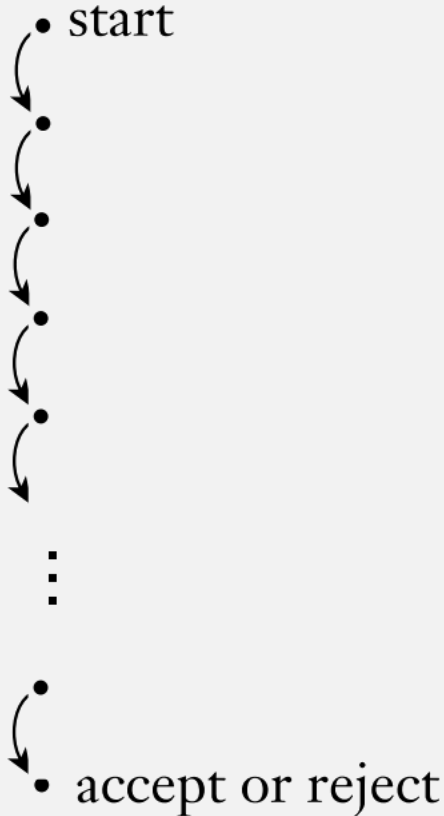
- To convert Deterministic TM \rightarrow Non-deterministic TM ...
- ... change Deterministic TM delta fn output to a one-element set
 - (just like conversion of DFA to NFA)
- **DONE!**

\Leftarrow **If a nondeterministic TM recognizes a language, then a deterministic TM recognizes the language**

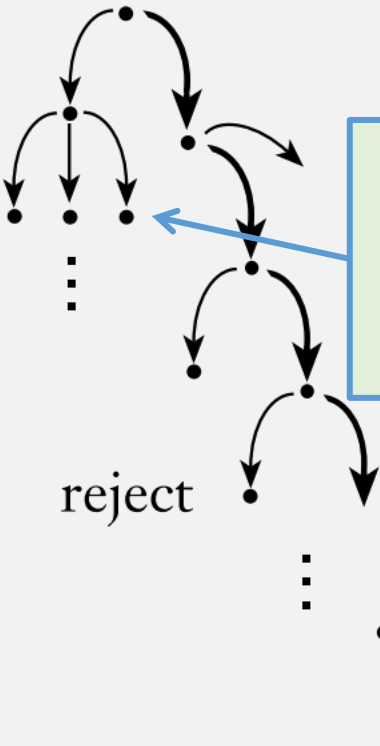
- To convert Non-deterministic TM \rightarrow Deterministic TM ...
- ... ???

Review: Nondeterminism

Deterministic computation



Nondeterministic computation



In nondeterministic computation, every step can branch into a set of states

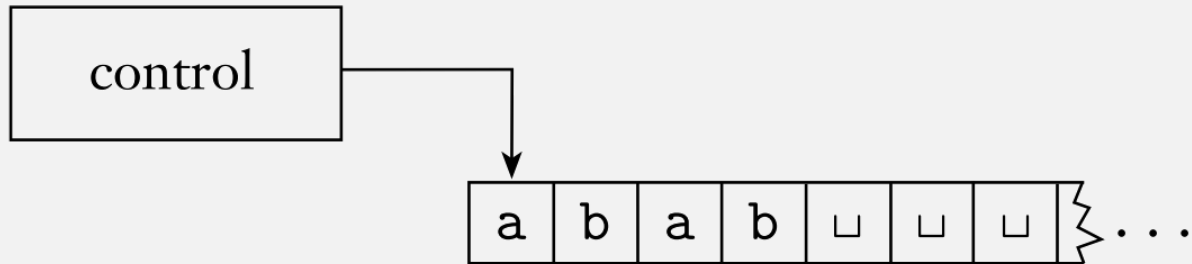
What is a "state" for a TM?

$$\delta: Q \times \Gamma \longrightarrow \mathcal{P}(Q \times \Gamma \times \{L, R\})$$

Flashback: PDA Configurations (IDs)

- A **configuration** (or **ID**) is a snapshot of a PDA's computation
- A configuration (or **ID**) (q, w, γ) has three components:
 - q = the current state
 - w = the remaining input string
 - γ = the stack contents

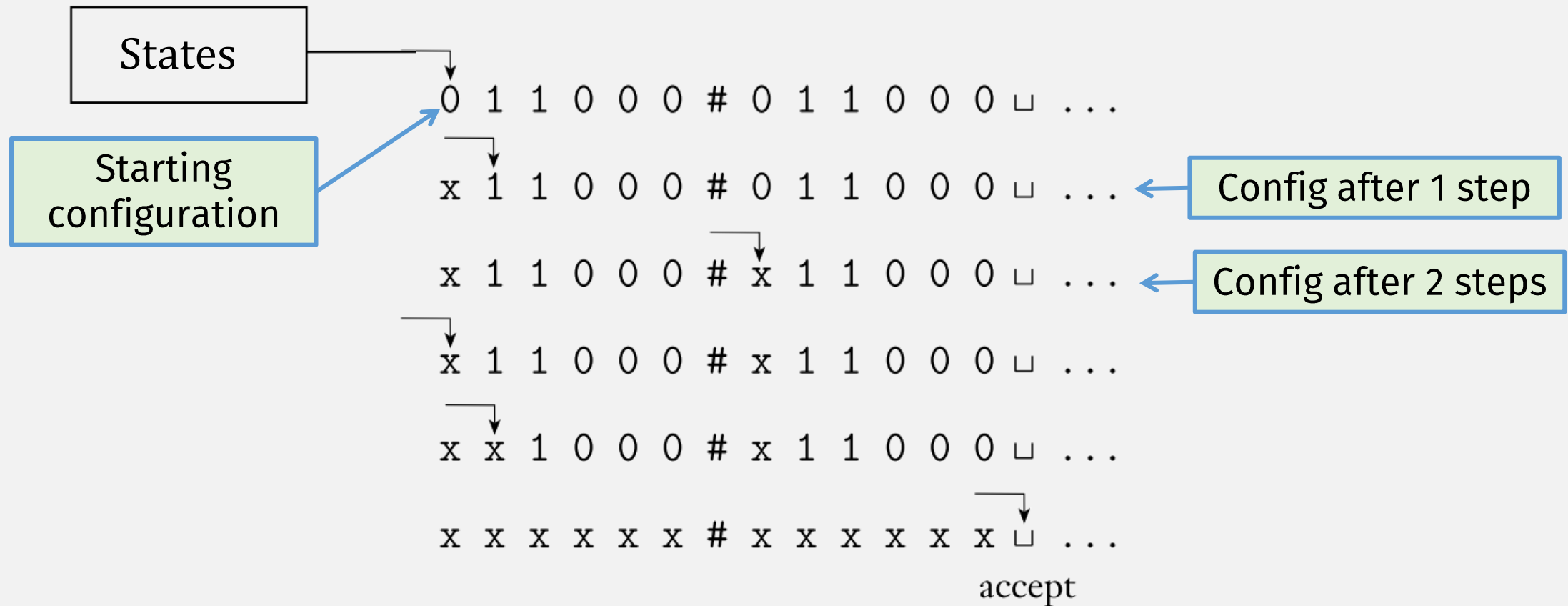
TM Configuration (ID) = ???



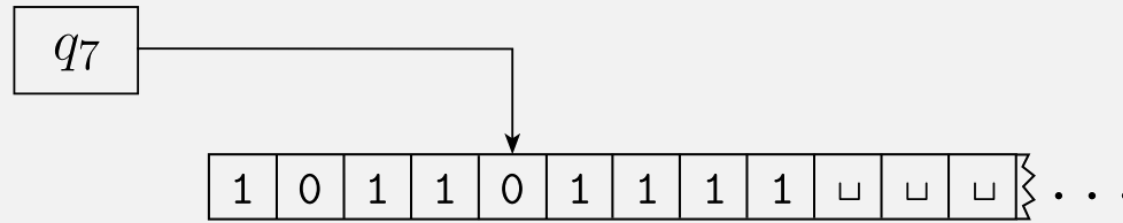
A **Turing machine** is a 7-tuple, $(Q, \Sigma, \Gamma, \delta, q_0, q_{\text{accept}}, q_{\text{reject}})$, where Q, Σ, Γ are all finite sets and

1. Q is the set of states,
2. Σ is the input alphabet not containing the **blank symbol** \sqcup ,
3. Γ is the tape alphabet, where $\sqcup \in \Gamma$ and $\Sigma \subseteq \Gamma$,
4. $\delta: Q \times \Gamma \rightarrow Q \times \Gamma \times \{L, R\}$ is the transition function,
5. $q_0 \in Q$ is the start state,
6. $q_{\text{accept}} \in Q$ is the accept state, and
7. $q_{\text{reject}} \in Q$ is the reject state, where $q_{\text{reject}} \neq q_{\text{accept}}$.

TM Configuration = State + Head + Tape



TM Configuration = State + Head + Tape



1011 q_7 01111

Textual
representation
of "configuration"
(use this in HW)

1st char after state is
current head position

“Running” an Input String on a TM

$$M = (Q, \Sigma, \Gamma, \delta, q_0, q_{accept}, q_{reject})$$

Single-step head
 (Right) $\alpha q_1 \mathbf{a} \beta \vdash \alpha \mathbf{x} q_2 \beta$

if $q_1, q_2 \in Q$ write
 $\delta(q_1, \mathbf{a}) = (q_2, \mathbf{x}, R)$
read $\mathbf{a}, \mathbf{x} \in \Gamma \quad \alpha, \beta \in \Gamma^*$

(Left) $\alpha b q_1 \mathbf{a} \beta \vdash \alpha q_2 b \mathbf{x} \beta$

if $\delta(q_1, \mathbf{a}) = (q_2, \mathbf{x}, L)$

Edge cases: $q_1 \mathbf{a} \beta \vdash q_2 \mathbf{x} \beta$ if $\delta(q_1, \mathbf{a}) = (q_2, \mathbf{x}, L)$

$\alpha q_1 \vdash \alpha _ q_2$ if $\delta(q_1, _) = (q_2, _ , R)$

Extended

- Base Case

$$\boxed{I \vdash^* I \text{ for any ID } I}$$

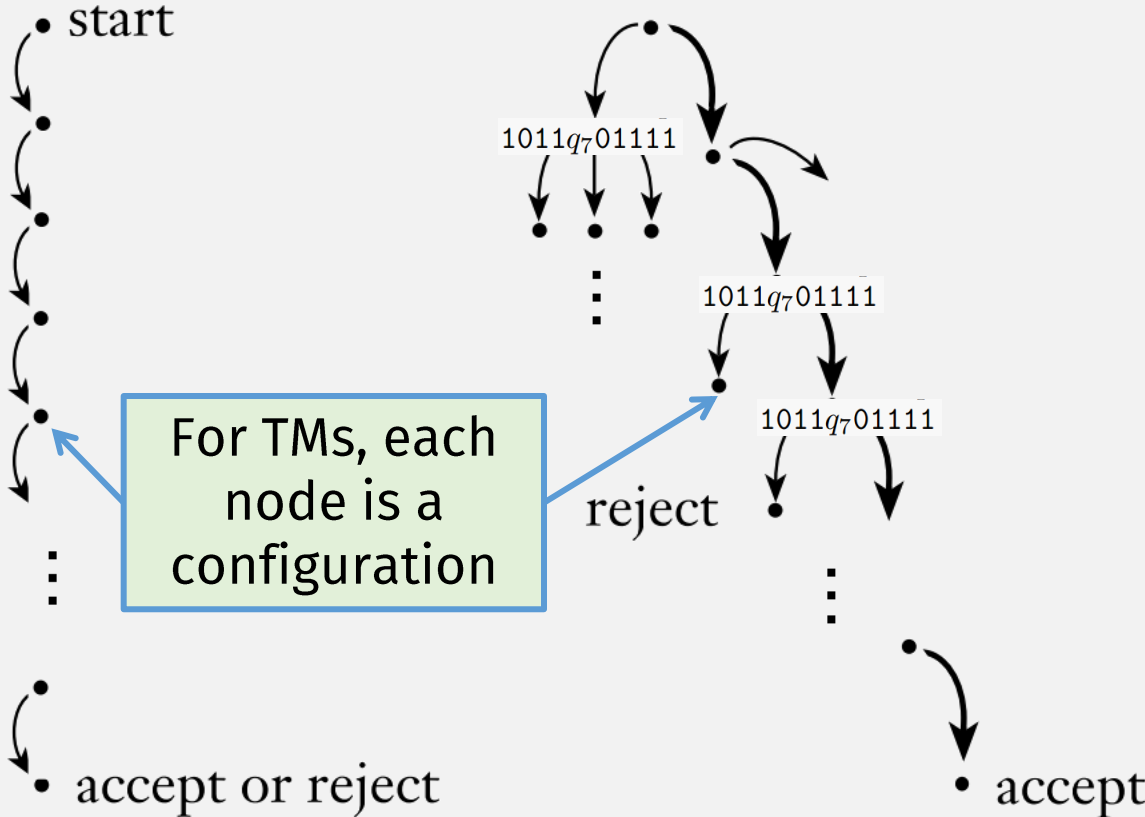
- Recursive Case

$\boxed{I \vdash^* J}$ if there exists some ID K
 such that $I \vdash K$ and $K \vdash^* J$

Nondeterminism in TMs

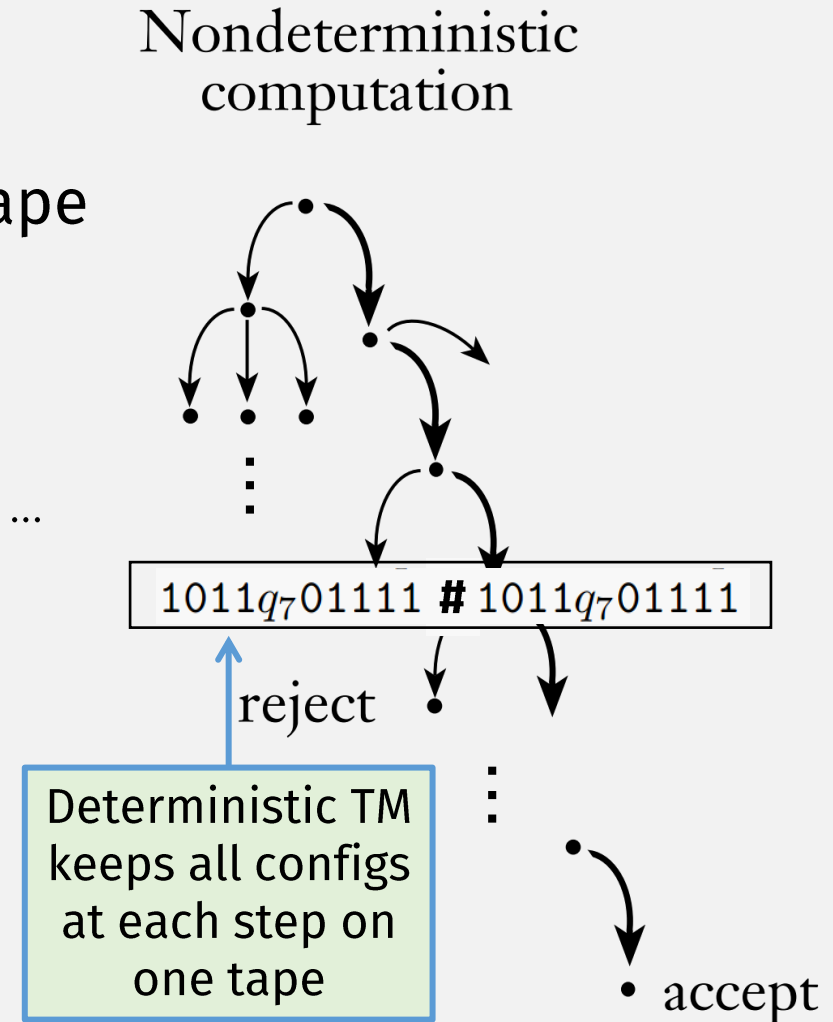
Deterministic computation

Nondeterministic computation



Nondeterministic TM \rightarrow Deterministic 1st way

- Simulate NTM with Det. TM:
 - Det. TM keeps multiple configs single tape
 - Like how single-tape TM simulates multi-tape
 - Then run all configs, in parallel
 - I.e., 1 step on one config, 1 step on the next, ...
 - Accept if any accepting config is found
 - **Important:**
 - Why must we step configs in parallel?



Interlude: Running TMs inside other TMs

Exercise:

- Given TMs M_1 and M_2 , create TM M that accepts if either M_1 or M_2 accept

Possible solution #1:

- $M =$ on input x ,
 - Run M_1 on x , accept if M_1 accepts
 - Run M_2 on x , accept if M_2 accepts

M_1	M_2	M
reject	accept	accept
accept	reject	accept <input checked="" type="checkbox"/>



Note: This solution would be ok if we knew M_1 and M_2 were **deciders** (which halt on all inputs)

Interlude: Running TMs inside other TMs

Exercise:

- Given TMs M_1 and M_2 , create TM M that accepts if either M_1 or M_2 accept

Possible solution #1:

- M = on input x ,
 - Run M_1 on x , accept if M_1 accepts
 - Run M_2 on x , accept if M_2 accepts

M_1	M_2	M
reject	accept	accept
accept	reject	accept <input checked="" type="checkbox"/>
accept	loops	accept
loops	accept	loops <input type="checkbox"/>

Possible solution #2:

- M = on input x ,
 - Run M_1 and M_2 on x in parallel, i.e.,
 - Run M_1 on x for 1 step, accept if M_1 accepts
 - Run M_2 on x for 1 step, accept if M_2 accepts
 - Repeat

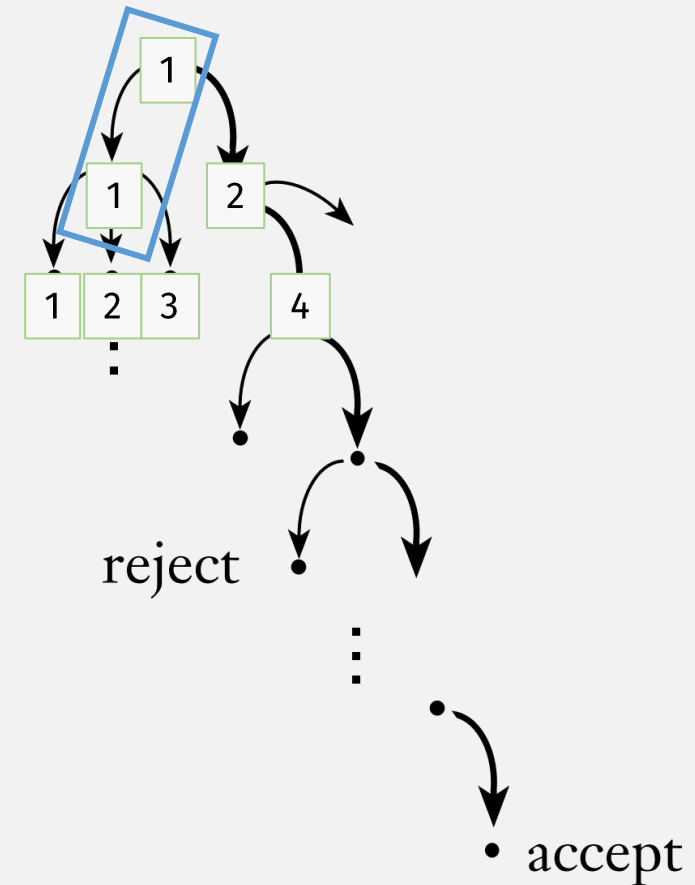
M_1	M_2	M
reject	accept	accept
accept	reject	accept <input checked="" type="checkbox"/>
accept	loops	accept
loops	accept	accept <input checked="" type="checkbox"/>

Nondeterministic TM \rightarrow Deterministic

2nd way
(Sipser)

- Simulate NTM with Det. TM:
 - Number the nodes at each step
 - Deterministically check every tree path, in breadth-first order
 - 1
 - 1-1

Nondeterministic computation

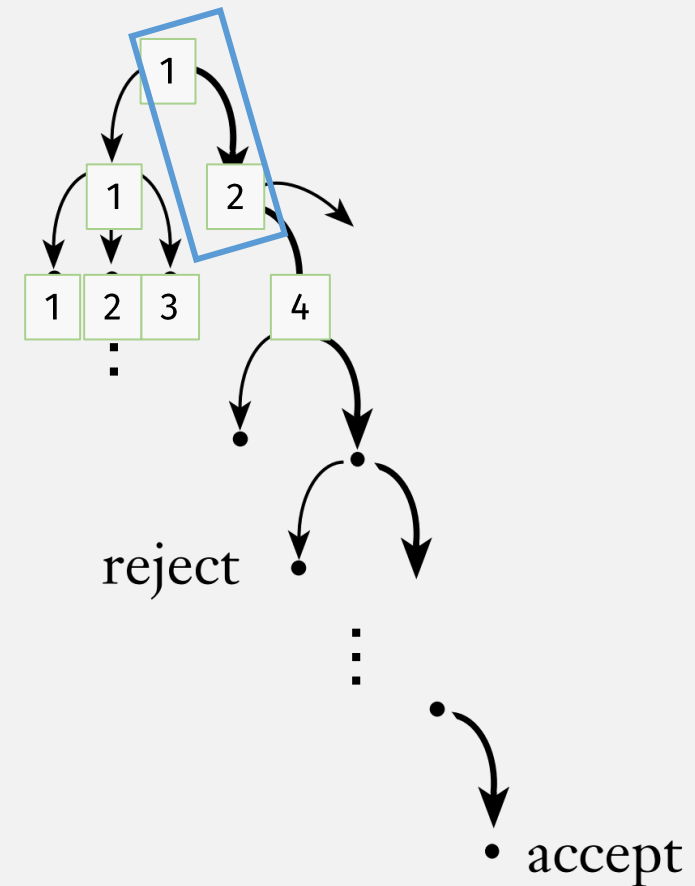


Nondeterministic TM \rightarrow Deterministic

2nd way
(Sipser)

- Simulate NTM with Det. TM:
 - Number the nodes at each step
 - Deterministically check every tree path, in breadth-first order
 - 1
 - 1-1
 - 1-2

Nondeterministic
computation

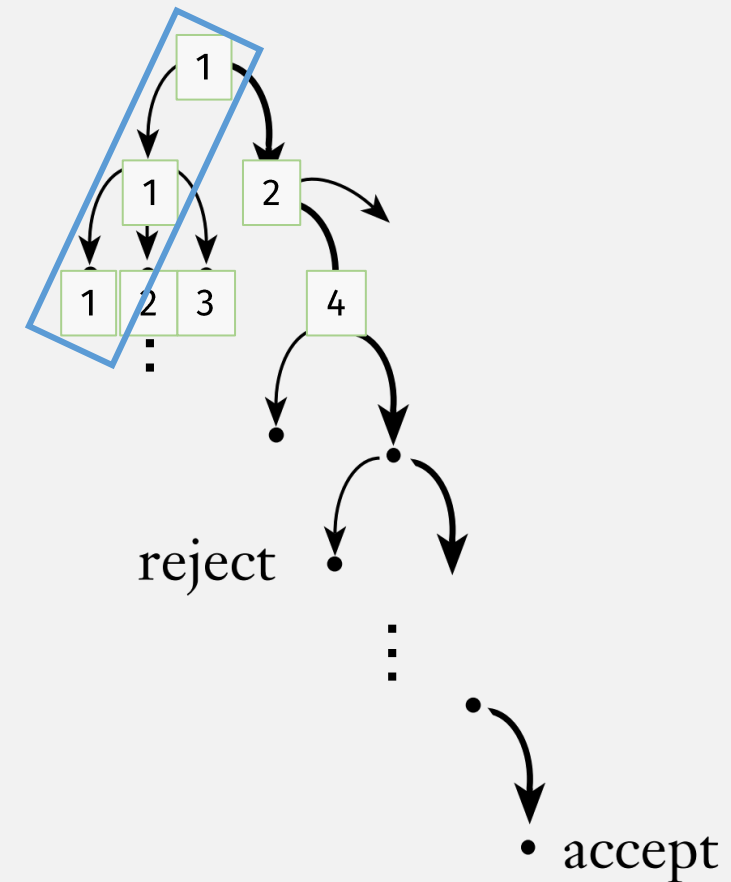


Nondeterministic TM \rightarrow Deterministic

2nd way
(Sipser)

- Simulate NTM with Det. TM:
 - Number the nodes at each step
 - Deterministically check every tree path, in breadth-first order
 - 1
 - 1-1
 - 1-2
 - 1-1-1

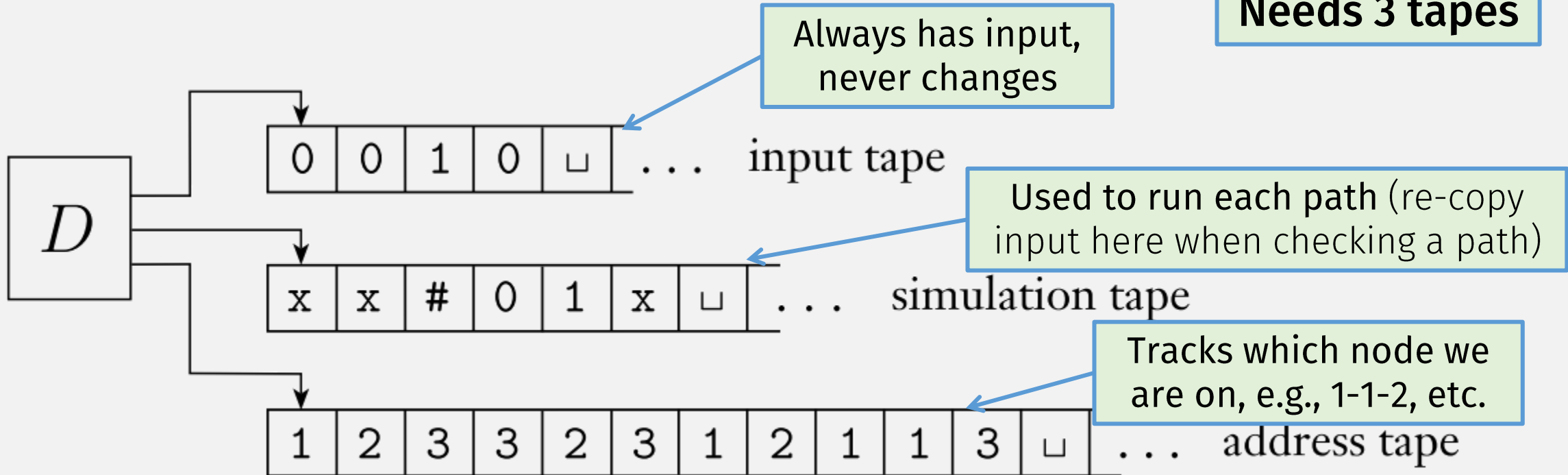
Nondeterministic
computation



Nondeterministic TM \rightarrow Deterministic

2nd way
(Sipser)

Needs 3 tapes



Nondeterministic TM \Leftrightarrow Deterministic TM

- \Rightarrow **If a deterministic TM recognizes a language, then a nondeterministic TM recognizes the language**
- To convert Deterministic TM \rightarrow Non-deterministic TM ...
 - ... change Deterministic TM delta fn output to a one-element set
 - (just like conversion of DFA to NFA)

- \Leftarrow **If a nondeterministic TM recognizes a language, then a deterministic TM recognizes the language**
- Convert Nondeterministic TM \rightarrow Deterministic TM
- 

Conclusion: These are All Equivalent TMs!

- Single-tape Turing Machine
- Multi-tape Turing Machine
- Non-deterministic Turing Machine

Check-in Quiz 10/13

On gradescope