

UMass Boston Computer Science  
**CS450 High Level Languages** (section 2)


# **Tree Data Definitions, part 2**

Monday, October 30, 2023



## *Logistics*

- HW 5 out
  - **UPDATE:** split into two parts
  - ~~Part 1 due: Sun 10/29 11:59 pm EST~~
  - Part 2 due: Sun 11/5 11:59 pm EST
- HW 3 graded



# HW3 Recap

```
(define-struct editor [pre post])
```

```
;; An Editor1 is a structure:  
;; (make-editor1 String String)  
;; interp (make-editor1 s t) describes an editor  
;; whose visible text is (string-append s t) with  
;; the cursor displayed between s and t
```

VS

```
;; An Editor2 is a structure:  
;; (make-editor2 Lo1S Lo1S)  
;; interp (make-editor2 l1 l2) describes an editor  
;; whose visible text is (lst->str (append (rev l1) l2))  
;; with the cursor displayed in between
```

```
;; An Lo1S is one of:  
;; - '()  
;; - (cons 1String Lo1S)
```

# HW3 Recap: Create Instances

```
;; An Editor1 is a structure:  
;; (make-editor1 String String)  
;; interp (make-editor1 s t) describes an editor  
;; whose visible text is (string-append s t) with  
;; the cursor displayed between s and t
```

```
(make-editor1 "Hello" "World!")
```

VS

```
;; An Editor2 is a structure:  
;; (make-editor2 Lo1S Lo1S)  
;; interp (make-editor2 l1 l2) describes an editor  
;; whose visible text is (lst->str (append (rev l1) l2))  
;; with the cursor displayed in between
```

```
(make-editor2 (rev (str->lst "Hello"))  
              (str->lst "World!"))
```

```
(create-editor2 "Hello" "World!")
```

# HW3 Recap: Pros / Cons

## **2-string representation**

- Construct directly with strings
- Easier to build full string, and render

## **List of chars (1str) representation**

- More complicated to construct
- Need extra string constructor
- More complicated to build full string, and render

# HW3 Recap: Editing

```
;; An Editor1 is a structure:  
;; (make-editor1 String String)  
;; interp (make-editor1 s t) desc  
;; whose visible text is (string-append s c) with  
;; the cursor displayed between s and t
```

```
(define (editor-left1 ed)  
  (make-editor  
    (string-drop-last (editor-pre ed))  
    (string-append (string-last (editor-pre ed))  
                  (editor-post ed))))
```

```
;; An Editor2 is a structure:  
;; (make-editor2 Lo1S Lo1S)  
;; interp (make-editor2 l1 l2) desc  
;; whose visible text is (lst->str (append (rev l1) l2))  
;; with the cursor displayed in between
```

```
(define (editor-left2 ed)  
  (make-editor  
    (rest (editor-pre ed))  
    (cons (first (editor-pre ed))  
          (editor-post ed))))
```

# HW3 Recap: Pros / Cons

## 2-string representation

- Construct directly with strings
- Easier to build full string, and render
- Editor manipulation via string arithmetic
- Strings not as easy to manipulate
  - E.g., “first”, “rest”, “drop last”
- Theoretically slower and uses more memory

Important: In practice, not allowed to say that something is slow or fast unless you've profiled it!

## List of chars (1str) representation

- More complicated to construct
- Need extra string constructor
- More complicated to build full string, and render
- Editor manipulation via list functions
- Lists easier to manipulate
  - E.g., first and rest (reversed list)
- Theoretically more performant and uses less memory

# Racket for expressions

Generic “sequence”  
(number, most data structures ...)

```
(for/list ([x lst]) (add1 x))
```

```
(map add1 lst)
```

```
(for/list ([x n]) (add1 x))
```

```
(build-list n add1)
```

```
(for/list ([x lst] #:when (odd? x)) (add1 x))
```

```
(filter odd? (map add1 lst))
```

```
(for/sum ([x lst] #:when (odd? x)) (add1 x))
```

```
(foldl + 0 (filter odd? (map add1 lst)))
```

Note:  
These are still expressions!

Lots of variations!  
(see docs)



# Racket `for*` expressions

“nested” for loops

```
> (for* ([i '(1 2)]
         [j "ab"])
        (display (list i j)))
(1 a)(1 b)(2 a)(2 b)
```

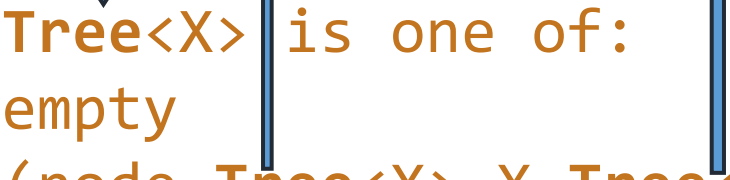
```
> (for*/list ([i '(1 2)]
             [j "ab"])
            (list i j))
'((1 #\a) (1 #\b) (2 #\a) (2 #\b))
```

```
(for*/list (for
(for*/lists (id
body-or-break
(for*/vector ma
(for*/hash (for
(for*/hasheq (f
(for*/hasheqv (
(for*/hashalw (
(for*/and (for-
(for*/or (for-c
(for*/sum (for-
(for*/product (
(for*/first (fo
(for*/last (for
(for*/fold ([ac
body-or-break
(for*/foldr ([a
(for
```

Lots of variations! (see docs)

Last Time

# More Recursive Data Definitions: Trees



```
;; A Tree<X> is one of:  
;; - empty  
;; - (node Tree<X> X Tree<X>)  
(struct node [left data right])  
;; a binary tree data structure
```

# In-class Coding #1: Tree Template

```
;; A Tree<X> is one of:  
;; - empty  
;; - (node Tree<X> X Tree<X>)  
(struct node [left data right])  
;; a binary tree data structure
```

```
;; tree-fn : Tree<X> -> ???
```

```
(define (tree-fn t)
```

```
  (cond
```

```
    [(empty? t) ...]
```

```
    [(node? t) ... (tree-fn (node-left t)) ...
```

```
                  ... (node-data t) ...
```

```
                  ... (tree-fn (node-right t)) ... ]))
```

**Template:**

Recursive call(s) match  
recursion in data definition

**Template:**

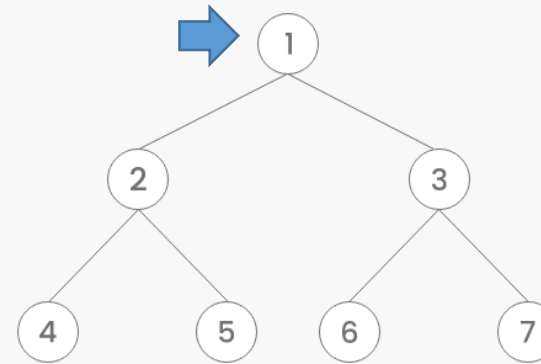
cond clause for each  
itemization item

**Template:**

Extract pieces of  
compound data

# Tree Algorithms

## Tree Traversal Techniques



Inorder Traversal

4	2	5	1	6	3	7
---	---	---	---	---	---	---

Preorder Traversal

1	2	4	5	3	6	7
---	---	---	---	---	---	---

Postorder Traversal

4	5	2	6	7	3	1
---	---	---	---	---	---	---

```
;; tree->lst/in : Tree<X> -> List<X>
;; converts given tree to a list of values, by inorder
```

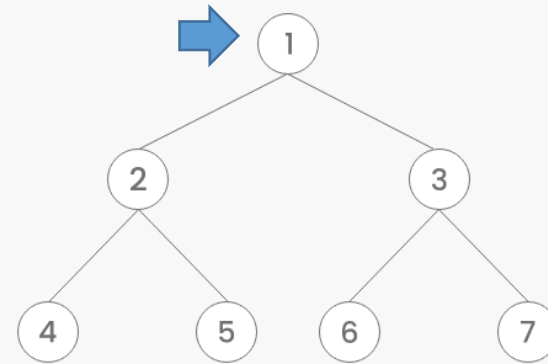
```
;; tree->lst/pre : Tree<X> -> List<X>
;; converts given tree to a list of values, by preorder
```

```
;; tree->lst/post : Tree<X> -> List<X>
;; converts given tree to a list of values, by postorder
```

Main difference: when to process root node

# In-order Traversal

## Tree Traversal Techniques



Inorder Traversal

4	2	5	1	6	3	7
---	---	---	---	---	---	---

Preorder Traversal

1	2	4	5	3	6	7
---	---	---	---	---	---	---

Postorder Traversal

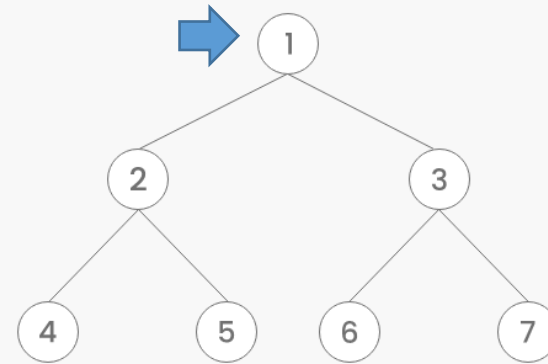
4	5	2	6	7	3	1
---	---	---	---	---	---	---

```
;; tree->lst/in : Tree<X> -> List<X>
;; converts given tree to a list of values, by inorder
```

```
(define (tree->lst/in t)
  (cond
    [(empty? t) empty]
    [(node? t) (append (tree->lst/in (node-left t))
                        (cons (node-data t)
                              (tree->lst/in (node-right t)))]))])
```

# Pre-order Traversal

## Tree Traversal Techniques



Inorder Traversal

4	2	5	1	6	3	7
---	---	---	---	---	---	---

Preorder Traversal

1	2	4	5	3	6	7
---	---	---	---	---	---	---



Postorder Traversal

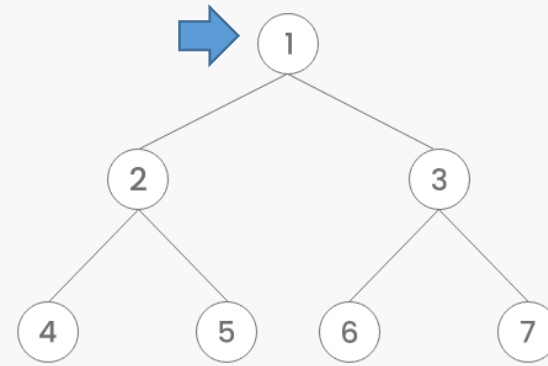
4	5	2	6	7	3	1
---	---	---	---	---	---	---

```
;; tree->lst/pre : Tree<X> -> List<X>
;; converts given tree to a list of values, by preorder
```

```
(define (tree->lst/pre t)
  (cond
    [(empty? t) empty]
    [(node? t) (cons (node-data t) ←
                      (append (tree->lst/pre (node-left t))
                              (tree->lst/pre (node-right t))))]))
```

# Post-order Traversal

## Tree Traversal Techniques



### Inorder Traversal

4	2	5	1	6	3	7
---	---	---	---	---	---	---

### Preorder Traversal

1	2	4	5	3	6	7
---	---	---	---	---	---	---

### Postorder Traversal

4	5	2	6	7	3	1
---	---	---	---	---	---	---



```
;; tree->lst/post : Tree<X> -> List<X>
;; converts given tree to a list of values, by postorder
```

```
(define (tree->lst/post t)
  (cond
    [(empty? t) empty]
    [(node? t) (append (tree->lst/post (node-left t))
                       (tree->lst/post (node-right t))
                       (list (node-data t)))])) ←
```

# tree-all?

```
;; tree-all? : (X -> Boolean) Tree<X> -> Boolean  
;; Returns true if given pred returns true  
;; for all values in given tree
```

```
(define TREE1 (node empty 1 empty))  
(define TREE3 (node empty 3 empty))  
(define TREE123 (node TREE1 2 TREE3))
```

```
(check-true (tree-all? (curry < 4) TREE123))
```

Sometimes called `andmap` (for Racket lists) or `every` (for JS Arrays)

```
> (andmap positive? '(1 2 3))  
#t
```

JavaScript Demo: `Array.every()`

```
1 const isBelowThreshold = (currentValue) => currentValue < 40;  
2  
3 const array1 = [1, 30, 39, 29, 10, 13];  
4  
5 console.log(array1.every(isBelowThreshold));  
6 // Expected output: true  
7
```



# tree-all?

```
;; tree-all? : (X -> Boolean) Tree<X> -> Boolean  
;; Returns true if given pred returns true  
;; for all values in given tree
```

```
(define (tree-all? p? t)  
  (cond  
    [(empty? t) true]  
    [(node? t)  
     (and (p? (node-data t))  
           (tree-all? p? (node-left t))  
           (tree-all? p? (node-right t))))]))
```

**Template:**  
cond clause for each  
itemization item

# tree-all?

```
;; tree-all? : (X -> Boolean) Tree<X> -> Boolean  
;; Returns true if given pred returns true  
;; for all values in given tree
```

```
(define (tree-all? p? t)  
  (cond  
    [(empty? t) true]  
    [(node? t)  
     (and (p? (node-data t))  
           (tree-all? p? (node-left t))  
           (tree-all? p? (node-right t))))]))
```

# tree-all?

```
;; tree-all? : (X -> Boolean) Tree<X> -> Boolean  
;; Returns true if given pred returns true  
;; for all values in given tree
```

```
(define (tree-all? p? t)  
  (cond  
    [(empty? t) true]  
    [(node? t)  
     (and (p? (node-data t))  
           (tree-all? p? (node-left t))  
           (tree-all? p? (node-right t))))]))
```

## Template:

Recursive call(s) match  
recursion in data definition

## Template:

Extract pieces of  
compound data

# tree-all?

```
;; tree-all? : (X -> Boolean) Tree<X> -> Boolean  
;; Returns true if given pred returns true  
;; for all values in given tree
```

```
(define (tree-all? p? t)  
  (cond  
    [(empty? t) true]  
    [(node? t)  
     (and (p? (node-data t))  
          (tree-all? p? (node-left t))  
          (tree-all? p? (node-right t))))]))
```

cond that evaluates to  
a boolean is just  
boolean arithmetic!

Combine the pieces  
with arithmetic to  
complete the function!




```
(define (tree-all? p? t)  
  (or (empty? t)  
      (and (p? (node-data t))  
            (tree-all? p? (node-left t))  
            (tree-all? p? (node-right t)))))
```

# Tree Find?

- Do we have to search the entire tree?

# Data Definitions With Invariants

```
;; A Tree<X> is one of:  
;; - empty  
;; - (node Tree<X> X Tree<X>)  
(struct node [left data right])  
;; a binary tree data structure
```



```
;; A BinarySearchTree<X> (BST) is a Tree<X>  
;; where:
```

```
;; Invariant 1: for all values x in left tree,  $x < \text{root val}$ 
```

```
;; Invariant 2: for all values y in right tree,  $y \geq \text{root val}$ 
```

Predicate?

# Valid BSTs

```
;; valid-bst? : Tree<X> -> Bool  
;; Returns true if the tree is a BST
```

```
(define TREE1 (node empty 1 empty))  
(define TREE3 (node empty 3 empty))  
(define TREE123 (node TREE1 2 TREE3))
```

```
(check-true (valid-bst? TREE123))
```

```
(check-false (valid-bst? (node TREE3 1 TREE2)))
```

# In-class Coding

- `git clone git@github.com:cs450f23/lecture15-inclass`
- `git add bst-valid-<your last name>.rkt`
  - E.g., `bst-valid-chang.rkt`
- `git commit bst-valid-chang.rkt -m 'add chang bst-valid? fn'`
- `git push origin main`
- Might need: `git pull --rebase`
  - If someone pushed before you, and your local clone is not at HEAD

(Will get quiz / participation extra credit)





# Valid BSTs

Hint: use tree-all?

```
;; valid-bst? : Tree<X> -> Bool  
;; Returns true if the tree is a BST
```

cond that evaluates to a boolean is just boolean arithmetic!


```
(define (valid-bst? t)  
  (cond  
    [(empty? t) true]  
    [(node? t)  
     (and (tree-all? (curry > (node-data t)) (node-left t))  
           (tree-all? (curry <= (node-data t)) (node-right t)))]))
```



```
(define (valid-bst? t)  
  (or (empty? t)  
      (and (tree-all? (curry > (node-data t)) (node-left t))  
            (tree-all? (curry <= (node-data t)) (node-right t)))))
```

# Data Definitions With Invariants

```
;; A Tree<X> is one of:  
;; - empty  
;; - (node Tree<X> X Tree<X>)  
(struct node [left data right])  
;; a binary tree data structure
```



“Deep” Invariants are enforced by individual functions

```
;; A BinarySearchTree<X> (BST) is a Tree<X>  
;; where:  
;; Invariant 1: for all values x in left tree,  $x < \text{root val}$   
;; Invariant 2: for all values y in right tree,  $y \geq \text{root val}$ 
```

```
(define (tree? x) (or (empty? x) (node? x)))
```

Predicate?

(For contracts, BST should use “shallow” tree? predicate, not “deep” valid-bst?)

# BST Insert

Hint: use valid-bst? For tests

```
;; bst-insert : BST<X> X -> BST<X>  
;; inserts given val into given bst, result is still a bst
```

```
(define TREE2 (node empty 2 empty))  
(define TREE123 (node TREE1 2 TREE3))
```

```
(check-equal? (bst-insert (bst-insert TREE2 1) 3)  
              TREE123))
```

```
(check-true (valid-bst? (bst-insert TREE123 4)))
```

# In-class Coding #4: BST Insert

Hint: use `valid-bst?` For tests

```
;; A BinarySearchTree<X> (BST) is a Tree<X>
;; where:
;; Invariant 1:
;; for all values x in left tree, x < root
;; Invariant 2:
;; for all values y in right tree, y >= root
```

```
;; bst-insert : BST<X> X -> BST<X>
;; inserts given val into given bst,
;; result is still a bst
```

```
(define TREE2 (node empty 2 empty))
(define TREE123 (node TREE1 2 TREE3))
```

```
(check-equal? (bst-insert (bst-insert TREE2 1) 3) TREE123))
```

```
(check-true (valid-bst? (bst-insert TREE123 4)))
```

- `git add bst-insert-<your last name>.rkt`
  - E.g., `bst-insert-chang.rkt`
- `git commit bst-insert-chang.rkt`
  - `-m 'add chang bst-insert'`
- `git push origin main`
- Might need: `git pull --rebase`
  - If your local clone is not at HEAD

```
;; tree-fn : Tree<X> -> ???
(define (tree-fn t)
  (cond
    [(empty? t) ...]
    [(node? t) ... (tree-fn (node-left t)) ...
                  ... (node-data t) ...
                  ... (tree-fn (node-right t)) ...]))
```

# BST Insert

```
;; bst-insert : BST<X> X -> BST<X>  
;; inserts given val into given bst, result is still a bst
```

```
(define (bst-insert bst x)  
  (cond  
    [(empty? bst) (node empty x empty)]  
    [(node? bst)  
     (if (< (node-data bst))  
         (node (bst-insert (node-left t) x)  
               (node-data t)  
               (node-right t))  
         (node (node-left t)  
               (node-data t)  
               (bst-insert (node-right t) x))))]))
```

**Template:**  
cond clause for each  
itemization item

# BST Insert

```
;; bst-insert : BST<X> X -> BST<X>  
;; inserts given val into given bst, result is still a bst
```

```
(define (bst-insert bst x)  
  (cond  
    [(empty? bst) (node empty x empty)]  
    [(node? bst)  
     (if (< (node-data bst))  
         (node (bst-insert (node-left t) x)  
               (node-data t)  
               (node-right t))  
         (node (node-left t)  
               (node-data t)  
               (bst-insert (node-right t) x))))]))
```

# BST Insert

```
;; bst-insert : BST<X> X -> BST<X>  
;; inserts given val into given bst, result is still a bst
```

```
(define (bst-insert bst x)  
  (cond  
    [(empty? bst) (node empty x empty)]  
    [(node? bst)  
     (if (< (node-data bst))  
         (node (bst-insert (node-left t) x)  
               (node-data t)  
               (node-right t))  
         (node (node-left t)  
               (node-data t)  
               (bst-insert (node-right t) x))))]))
```

**Template:**  
Recursive call matches  
recursion in data definition

**Template:**  
Extract pieces of  
compound data



# BST Insert

```
;; bst-insert : BST<X> X -> BST<X>  
;; inserts given val into given bst, result is still a bst
```

```
(define (bst-insert bst x)  
  (cond  
    [(empty? bst) (node empty x empty)]  
    [(node? bst)  
     (if (< x (node-data bst))  
         (node (bst-insert (node-left t) x)  
               (node-data t)  
               (node-right t))  
         (node (node-left t)  
               (node-data t)  
               (bst-insert (node-right t) x))))]))
```

Result must maintain  
**BST invariant!**

# BST Insert

```
;; bst-insert : BST<X> X -> BST<X>  
;; inserts given val into given bst, result is still a bst
```

```
(define (bst-insert bst x)  
  (cond  
    [(empty? bst) (node empty x empty)]  
    [(node? bst)  
     (if (< x (node-data bst))  
         (node (bst-insert (node-left t) x)  
               (node-data t)  
               (node-right t))  
         (node (node-left t)  
               (node-data t)  
               (bst-insert (node-right t) x))))]))
```

Result must maintain  
**BST invariant!**

Smaller values on left

# BST Insert

```
;; bst-insert : BST<X> X -> BST<X>  
;; inserts given val into given bst, result is still a bst
```

```
(define (bst-insert bst x)  
  (cond  
    [(empty? bst) (node empty x empty)]  
    [(node? bst)  
     (if (< (node-data bst))  
         (node (bst-insert (node-left t) x)  
               (node-data t)  
               (node-right t))  
         (node (node-left t)  
               (node-data t)  
               (bst-insert (node-right t) x))))]))
```

Result must maintain  
**BST invariant!**

Larger values on right

# Tree Find?

- Do we have to search the entire tree?

# BST Find

```
;; bst-has?: BST<X> X -> Bool  
;; Returns true if the given BST has the given value
```

```
(define TREE1 (node empty 1 empty))  
(define TREE3 (node empty 3 empty))  
(define TREE123 (node TREE1 2 TREE3))
```

```
(check-true (valid-bst? TREE123))
```

```
(check-true (bst-has? TREE123 1))  
(check-false (bst-has? TREE123 4))
```

```
(check-true (bst-has? (bst-insert TREE123 4) 4))
```

# In-class Coding #5: BST-has?

```
;; A BinarySearchTree<X> (BST) is a Tree<X>
;; where:
;; Invariant 1:
;; for all values x in left tree, x < root
;; Invariant 2:
;; for all values y in right tree, y >= root
```

```
;; bst-has?: BST<X> X -> Bool
;; Returns true if the given BST
;; has the given value
```

```
(define TREE1 (node empty 1 empty))
(define TREE3 (node empty 3 empty))
(define TREE123 (node TREE1 2 TREE3))
```

```
(check-true (bst-has? TREE123 1))
(check-false (bst-has? TREE123 4))
```

```
(check-true (bst-has? (bst-insert TREE123 4) 4))
```

- `git add bst-has-<your last name>.rkt`
  - E.g., `bst-has-chang.rkt`
- `git commit bst-has-chang.rkt`
  - `-m 'add chang bst-has?'`
- `git push origin main`
- Might need: `git pull --rebase`
  - If your local clone is not at HEAD

```
;; tree-fn : Tree<X> -> ???
(define (tree-fn t)
  (cond
    [(empty? t) ...]
    [(node? t) ... (tree-fn (node-left t)) ...
                  ... (node-data t) ...
                  ... (tree-fn (node-right t)) ...]))
```

# **Check-In Quiz 10/30** on gradescope

(due 1 minute before midnight)